

2022 PAWNEE COUNTY ASSESSOR'S OFFICE REPORT TO THE EXCISE BOARD

08/10/2022

City/Village

DISTRICT	DESCRIPTION	PERSONAL PROPERTY	REAL PROPERTY	PUBLIC SERVICE	TOTAL VALUATION	HOMESTEAD EXEMPTIONS	OTHER EXEMPTIONS	NET VALUATION
T01	Pawnee	2,865,509	18,949,280	7,051,976	28,866,765	866,059	324,182	27,676,524
T02	Cleveland	3,641,793	41,437,152	10,990,942	56,069,887	1,774,378	870,715	53,424,794
T03	Jennings	604,204	2,411,837	3,379,177	6,395,218	177,289	32,028	6,185,901
T04	L-M Maramec	71,647	245,015	36,521	353,183	25,382	4,039	323,762
T06	Blackburn	22,283	209,285	31,191	262,759	17,851	29,889	215,019
T07	Terlton	79,904	189,926	106,201	376,031	18,774	10,420	346,837
T08	Skedee	23,565	97,330	8,252	129,147	9,000	0	120,147
T09	Hallett	38,419	332,321	292,799	663,539	39,357	41,126	583,056
T10	Quay	10,230	94,381	22	104,633	7,000	0	97,633
T11	Applachia	1,027	123,789	0	124,816	7,000	0	117,816
CITY/VILLAGE TOTAL VALUATION		7,358,581	64,090,316	21,897,081	93,345,978	2,942,090	1,312,399	89,091,489

County

C001	Pawnee County General	8,021,072	75,276,713	27,709,261	111,007,046	3,480,182	1,536,380	105,990,484
COUNTY TOTAL VALUATION		8,021,072	75,276,713	27,709,261	111,007,046	3,480,182	1,536,380	105,990,484

School

DISTRICT	DESCRIPTION	PERSONAL PROPERTY	REAL PROPERTY	PUBLIC SERVICE	TOTAL VALUATION	HOMESTEAD EXEMPTIONS	OTHER EXEMPTIONS	NET VALUATION
D-2	JENNINGS	604,204	2,411,837	3,379,177	6,395,218	177,289	32,028	6,185,901
I-1	PAWNEE	2,960,721	19,291,625	7,096,749	29,349,095	900,441	328,221	28,120,433
I-4 J-1-	FRONTIER	1,643	71,944	1,194,982	1,268,569	4,000	0	1,264,569
I-6	CLEVELAND	3,782,399	42,168,684	11,421,133	57,372,216	1,850,360	952,150	54,569,706
I-90	WOODLAND	144,122	1,368,997	2,124,658	3,637,777	84,048	2,320	3,551,409
J-101	GLENCOE	27,767	501,879	95,519	625,165	34,000	0	591,165
J-103	YALE	79,119	995,802	270,323	1,345,244	41,000	0	1,304,244
J-15	KEYSTONE	47,765	1,906,877	86,647	2,041,289	87,000	51,275	1,903,014
J-3B	MANNFORD	189,480	5,677,953	284,106	6,151,539	281,044	137,210	5,733,285
J-6 J-51	MORRISON	183,852	881,115	1,755,967	2,820,934	21,000	33,176	2,766,758

2022 PAWNEE COUNTY ASSESSOR'S OFFICE REPORT TO THE EXCISE BOARD

08/10/2022


SCHOOL TOTAL VALUATION 8,021,072 75,276,713 27,709,261 111,007,046 3,480,182 1,536,380 105,990,484

Vo-Tech								
DISTRICT	DESCRIPTION	PERSONAL PROPERTY	REAL PROPERTY	PUBLIC SERVICE	TOTAL VALUATION	HOMESTEAD EXEMPTIONS	OTHER EXEMPTIONS	NET VALUATION
Central	VoTech Central#3	4,655,202	51,254,276	15,354,739	71,264,217	2,349,693	1,121,388	67,793,136
Indian M	VoTech Indian M#16	3,172,340	20,674,619	8,948,235	32,795,194	955,441	361,397	31,478,356
PIONEER	PIONEER VO TECH	144,122	1,368,997	2,124,658	3,637,777	84,048	2,320	3,551,409
Tulsa	VoTech Tulsa#18	47,765	1,906,877	86,647	2,041,289	87,000	51,275	1,903,014
VO-TECH TOTAL VALUATION		8,019,429	75,204,769	26,514,279	109,738,477	3,476,182	1,536,380	104,725,915

I, Melissa Waters, Assessor of Pawnee County Oklahoma, do hereby certify that the foregoing is a true and correct statement of valuations for Real Estate, Personal Property, Public Service and Homestead Exemptions as certified by the State Board of Equalization and shown by the records in the County Assessor's office. Subscribed by my name and affixed the seal of the County Assessor's office on this day of 08/10/2022.

State of Oklahoma)
) SS
 Pawnee County)

Melissa Waters
 Melissa Waters
 County Assessor
 Pawnee County



Justin Wade
 Justin Wade
 County Clerk
 Pawnee County



Excise Board: *Landra Ford*

J. J. Adams
 J. J. Adams
 County Clerk
 Pawnee County

Real	Count	Value
Agricultural	1,860	8,335,326
Commercial	151	2,037,508
Residential	1,496	8,576,446
Total Real Value	3,507	18,949,280
Homestead	816	866,059
Veteran	27	324,182
Other	0	0
Total Exempt	898	1,190,241

TIF Increment Value		
Net Assessed		17,759,039
Net Assessed Under Protest		
Senior Freeze	122	269,116
Capped Parcels	1,102	3,084,445

Personal	Count	Value
Agricultural	296	634,529
Commercial	184	2,049,253
Mobile Home	75	183,058
Total Personal	555	2,866,840
Total Exempt	1	1,331
TIF Increment Value		
Net Assessed		2,865,509
Net Assessed Under Protest		


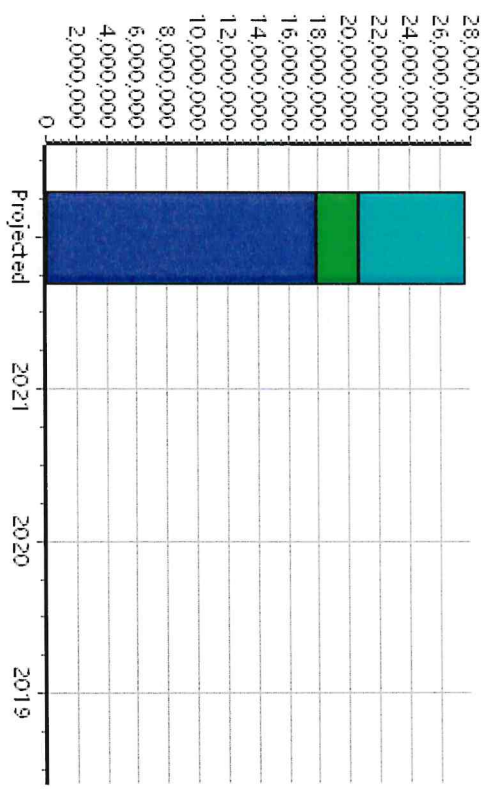
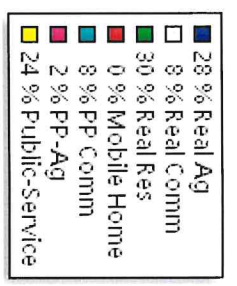
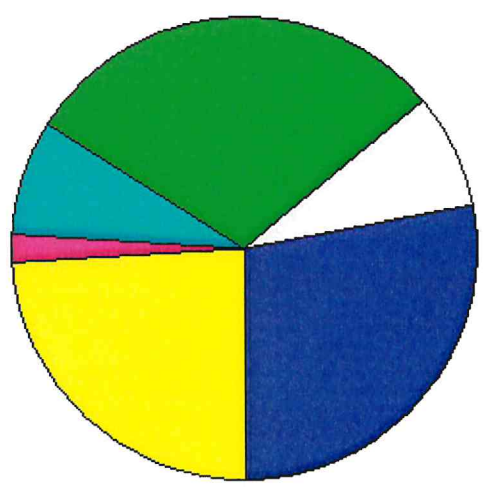
Public Service	Count	Value
Total PS Value	30	7,051,976
TIF Increment Value		
Net Assessed		7,051,976

District Totals

Total Gross Value	28,868,096
Homestead Loss	866,059
Other Exemption Loss	325,513
TIF Increment Value	
Retained TIF Value	
Net Assessed Value	27,676,524

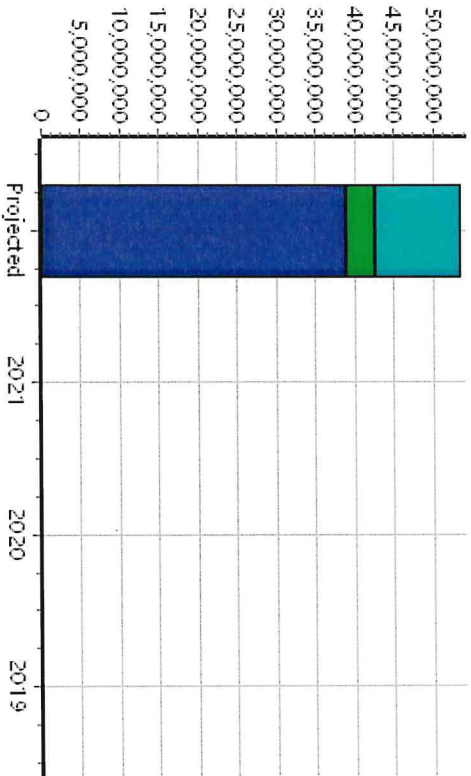
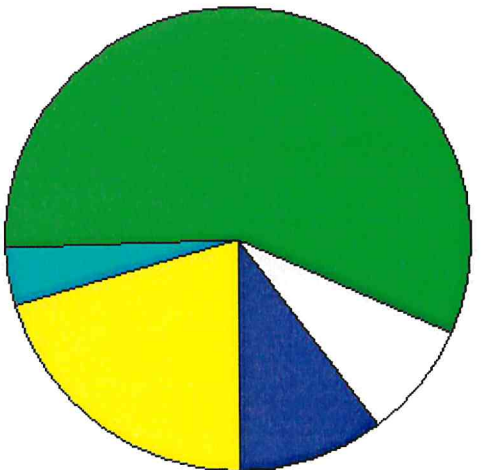
Net Assessed Under Protest

* Public Service Protest Values are not included on this report.



Real	Count	Value
Agricultural	898	5,070,270
Commercial	264	4,876,347
Residential	4,954	31,490,535
Total Real Value	6,116	41,437,152
Homestead	1,686	1,774,378
Veteran	68	870,715
Other	0	0
Total Exempt	1,849	2,645,093
TIF Increment Value		
Net Assessed		38,792,059
Net Assessed Under Protest		
Senior Freeze	286	649,789
Capped Parcels	2,215	7,008,846

Personal	Count	Value
Agricultural	258	384,067
Commercial	295	2,781,658
Mobile Home	205	476,820
Total Personal	758	3,642,545
Total Exempt	1	752
TIF Increment Value		
Net Assessed		3,641,793
Net Assessed Under Protest		
Public Service	Count	Value
Total PS Value	27	10,990,942
TIF Increment Value		
Net Assessed		10,990,942



District Totals	Count	Value
Total Gross Value		56,070,639
Homestead Loss		1,774,378
Other Exemption Loss		871,467
TIF Increment Value		
Retained TIF Value		
Net Assessed Value		53,424,794
Net Assessed Under Protest		

* Public Service Protests Values are not included on this report.

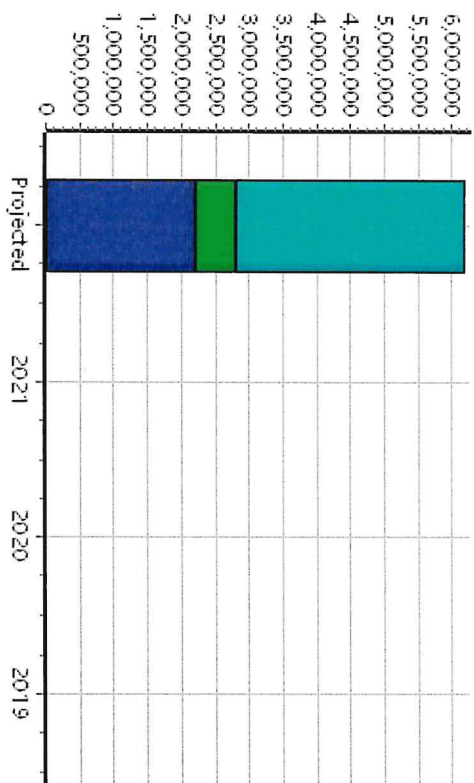
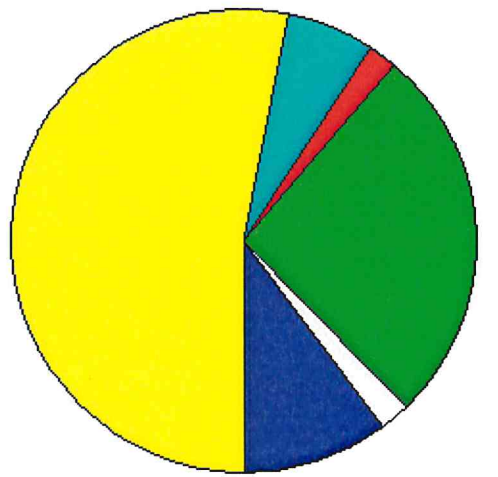
Real	Count	Value
Agricultural	106	642,611
Commercial	23	92,614
Residential	435	1,676,612
Total Real Value	564	2,411,837
Homestead	169	177,289
Veteran	4	32,028
Other	0	0
Total Exempt	183	209,317

TIF Increment Value		
Net Assessed		2,202,520
Net Assessed Under Protest		
Senior Freeze	22	58,071
Capped Parcels	283	500,163

Personal	Count	Value
Agricultural	49	61,460
Commercial	43	445,051
Mobile Home	41	97,693
Total Personal	133	604,204
Total Exempt	0	0
TIF Increment Value		
Net Assessed		604,204
Net Assessed Under Protest		
Public Service	Count	Value
Total PS Value	16	3,379,177
TIF Increment Value		
Net Assessed		3,379,177

District Totals	Count	Value
Total Gross Value		6,395,218
Homestead Loss		177,289
Other Exemption Loss		32,028
TIF Increment Value		
Retained TIF Value		
Net Assessed Value		6,185,901
Net Assessed Under Protest		

* Public Service Protests Values are not included on this report.

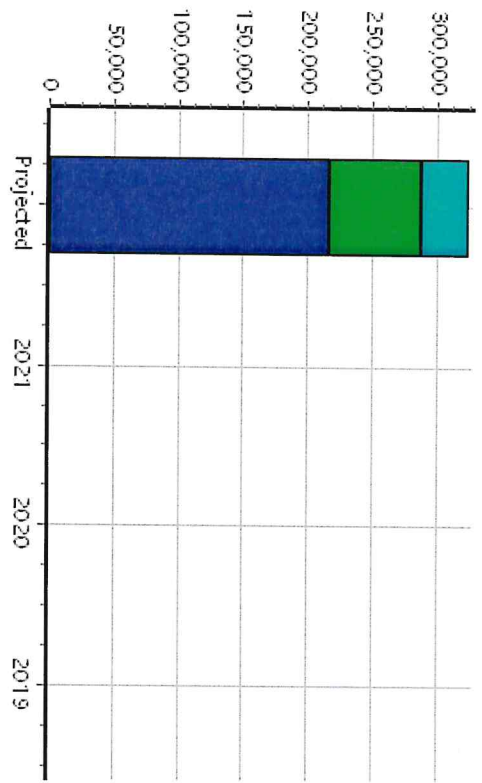
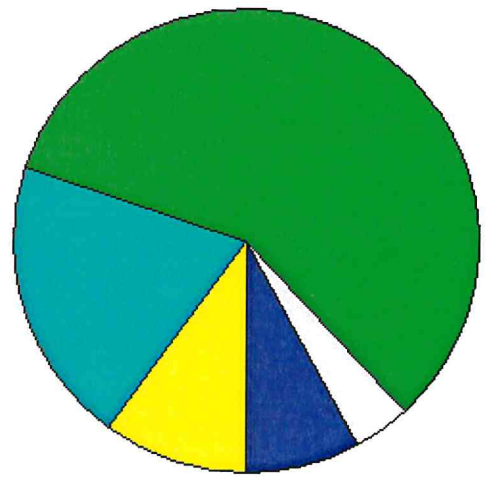


Real	Count	Value
Agricultural	2	26,242
Commercial	8	10,674
Residential	145	208,099
Total Real Value	155	245,015
Homestead	26	25,382
Veteran	1	4,039
Other	0	0
Total Exempt	27	29,421
TIF Increment Value		
Net Assessed		215,594
Net Assessed Under Protest		
Senior Freeze	1	72
Capped Parcels	74	80,923

Personal	Count	Value
Agricultural	2	1,520
Commercial	7	70,127
Mobile Home	0	0
Total Personal	9	71,647
Total Exempt	0	0
TIF Increment Value		
Net Assessed		71,647
Net Assessed Under Protest		
Public Service		
Total PS Value	5	36,521
TIF Increment Value		
Net Assessed		36,521

District Totals		
Total Gross Value		353,183
Homestead Loss		25,382
Other Exemption Loss		4,039
TIF Increment Value		
Retained TIF Value		
Net Assessed Value		323,762
Net Assessed Under Protest		

* Public Service Proteasis Values are not included on this report.



8 % Real Ag
4 % Real Comm
58 % Real Res
0 % Mobile Home
20 % PP Comm
0 % PP-Ag
10 % Public-Service


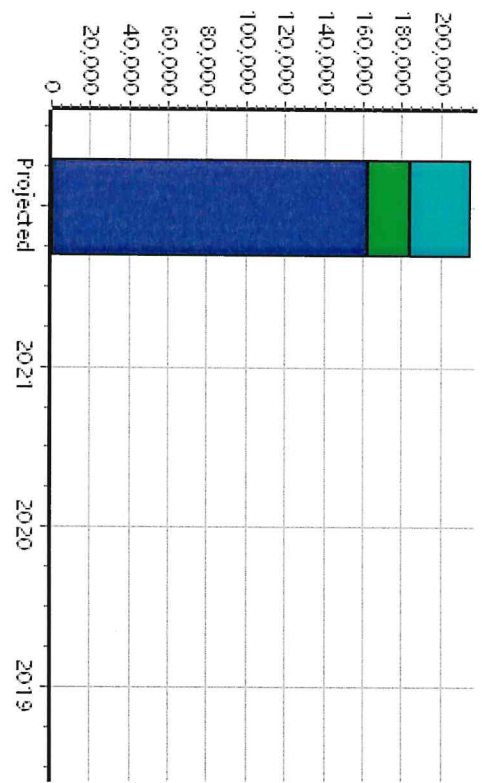
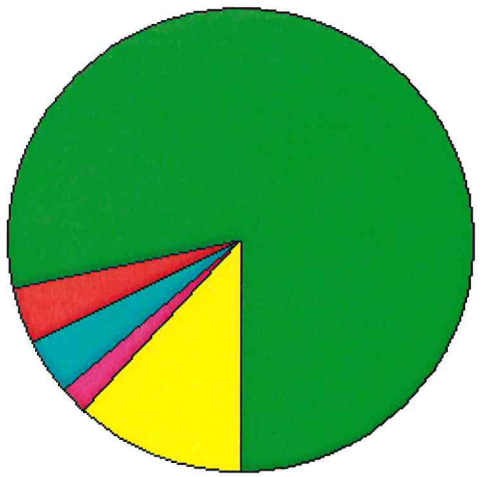
Real
Personal
Public-Service

Real	Count	Value
Agricultural	7	249
Commercial	2	285
Residential	139	208,751
Total Real Value	148	209,285
Homestead	19	17,851
Veteran	2	29,889
Other	0	0
Total Exempt	22	47,740
TIF Increment Value		
Net Assessed		161,545
Net Assessed Under Protest		
Senior Freeze	5	4,954
Capped Parcels	119	102,463

Personal	Count	Value
Agricultural	3	2,753
Commercial	2	9,612
Mobile Home	2	9,918
Total Personal	7	22,283
Total Exempt	0	0
TIF Increment Value		
Net Assessed		22,283
Net Assessed Under Protest		
Public Service	Count	Value
Total PS Value	4	31,191
TIF Increment Value		
Net Assessed		31,191

District Totals	
Total Gross Value	262,759
Homestead Loss	17,851
Other Exemption Loss	29,889
TIF Increment Value	
Retained TIF Value	
Net Assessed Value	215,019
Net Assessed Under Protest	

* Public Service Protests Values are not included on this report.

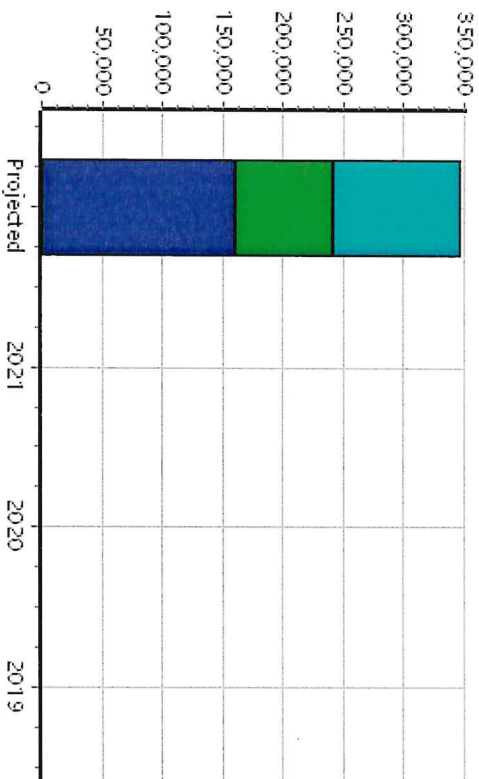
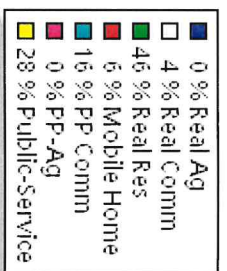
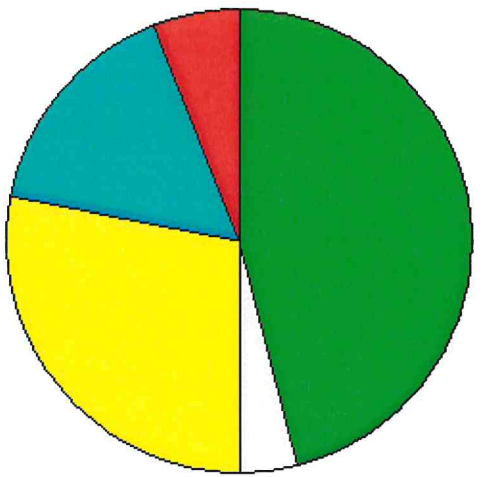


Real	Count	Value
Agricultural	1	439
Commercial	3	18,692
Residential	94	170,795
Total Real Value	98	189,926
Homestead	16	18,774
Veteran	1	10,420
Other	0	0
Total Exempt	20	29,194
TIF Increment Value		
Net Assessed		160,732
Net Assessed Under Protest		
Senior Freeze	1	5,903
Capped Parcels	81	150,917
Personal	Count	Value
Agricultural	6	2,668
Commercial	11	57,804
Mobile Home	6	19,432
Total Personal	23	79,904
Total Exempt	0	0
TIF Increment Value		
Net Assessed		79,904
Net Assessed Under Protest		
Public Service	Count	Value
Total PS Value	5	106,201
TIF Increment Value		
Net Assessed		106,201

District Totals	
Total Gross Value	376,031
Homestead Loss	18,774
Other Exemption Loss	10,420
TIF Increment Value	
Retained TIF Value	
Net Assessed Value	346,837

Net Assessed Under Protest

* Public Service Protests Values are not included on this report.


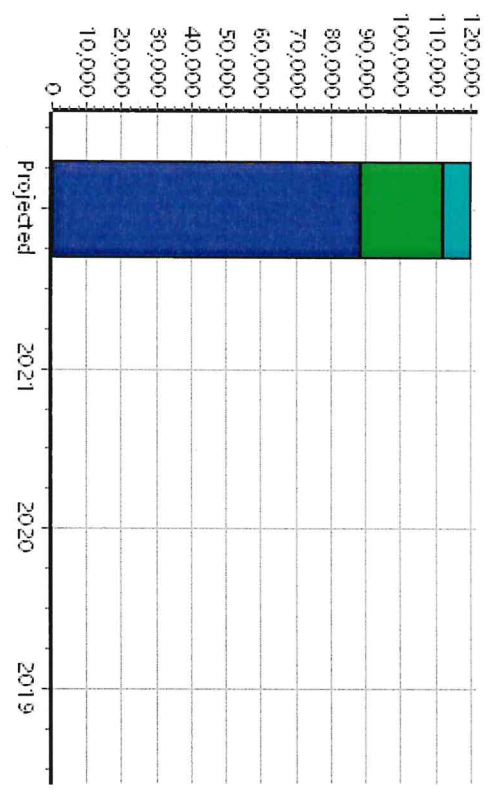
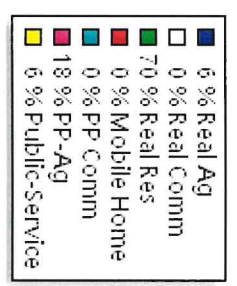
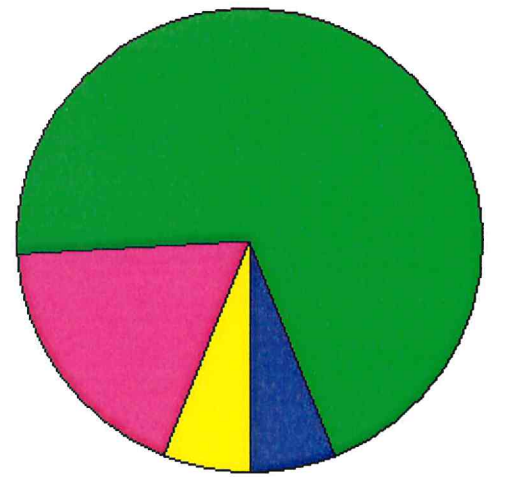


Real	Count	Value
Agricultural	2	7,072
Commercial	0	0
Residential	106	90,258
Total Real Value	108	97,330
Homestead	9	9,000
Veteran	0	0
Other	0	0
Total Exempt	9	9,000
TIF Increment Value		
Net Assessed		88,330
Net Assessed Under Protest		
Senior Freeze	0	0
Capped Parcels	86	35,130

Personal	Count	Value
Agricultural	5	23,530
Commercial	1	35
Mobile Home	0	0
Total Personal	6	23,565
Total Exempt	0	0
TIF Increment Value		
Net Assessed		23,565
Net Assessed Under Protest		
Public Service	Count	Value
Total PS Value	4	8,252
TIF Increment Value		
Net Assessed		8,252

District Totals		
Total Gross Value		129,147
Homestead Loss		9,000
Other Exemption Loss		0
TIF Increment Value		
Retained TIF Value		
Net Assessed Value		120,147
Net Assessed Under Protest		

* Public Service Protests Values are not included on this report.


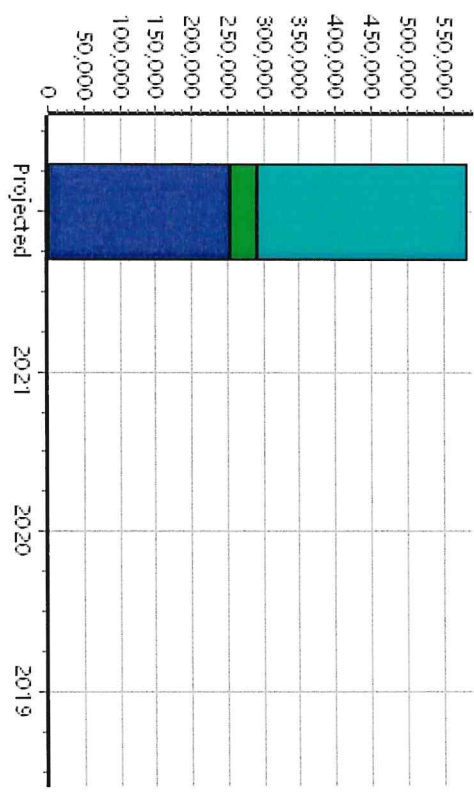
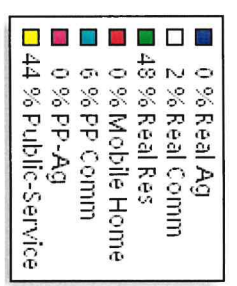
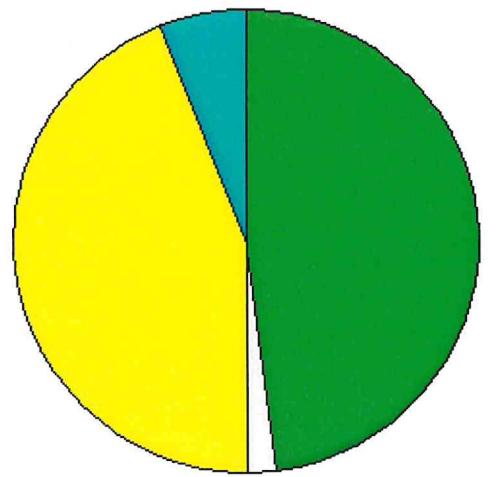


Real	Count	Value
Agricultural	6	1,174
Commercial	5	10,442
Residential	525	320,705
Total Real Value	536	332,321
Homestead	38	39,357
Veteran	3	41,126
Other	0	0
Total Exempt	45	80,483
TIF Increment Value		
Net Assessed		251,838
Net Assessed Under Protest		
Senior Freeze	9	14,425
Capped Parcels	467	224,850


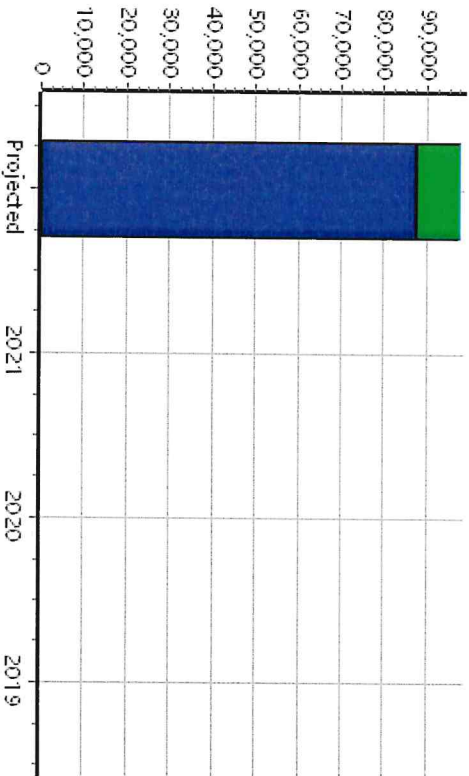
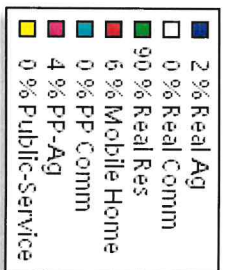
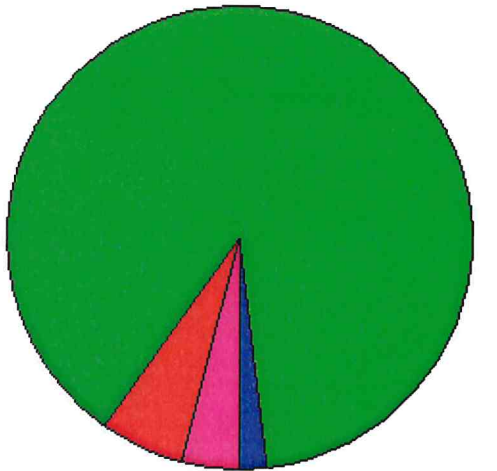
Personal	Count	Value
Agricultural	5	1,419
Commercial	14	33,879
Mobile Home	3	3,121
Total Personal	22	38,419
Total Exempt	0	0
TIF Increment Value		
Net Assessed		38,419
Net Assessed Under Protest		
Public Service	Count	Value
Total PS Value	8	292,799
TIF Increment Value		
Net Assessed		292,799

District Totals	
Total Gross Value	663,539
Homestead Loss	39,357
Other Exemption Loss	41,126
TIF Increment Value	
Retained TIF Value	
Net Assessed Value	583,056
Net Assessed Under Protest	

* Public Service Protests Values are not included on this report.



Real	Count	Value
Agricultural	1	1,139
Commercial	0	0
Residential	43	93,242
Total Real Value	44	94,381
Homestead	7	7,000
Veteran	0	0
Other	0	0
Total Exempt	7	7,000
TIF Increment Value		
Net Assessed		87,381
Net Assessed Under Protest		
Senior Freeze	0	0
Capped Parcels	12	28,103
Personal	Count	Value
Agricultural	5	4,273
Commercial	1	204
Mobile Home	2	5,753
Total Personal	8	10,230
Total Exempt	0	0
TIF Increment Value		
Net Assessed		10,230
Net Assessed Under Protest		
Public Service	Count	Value
Total PS Value	1	22
TIF Increment Value		
Net Assessed		22



District Totals

Total Gross Value	104,633
Homestead Loss	7,000
Other Exemption Loss	0
TIF Increment Value	
Retained TIF Value	
Net Assessed Value	97,633

Net Assessed Under Protest

* Public Service Protests Values are not included on this report.

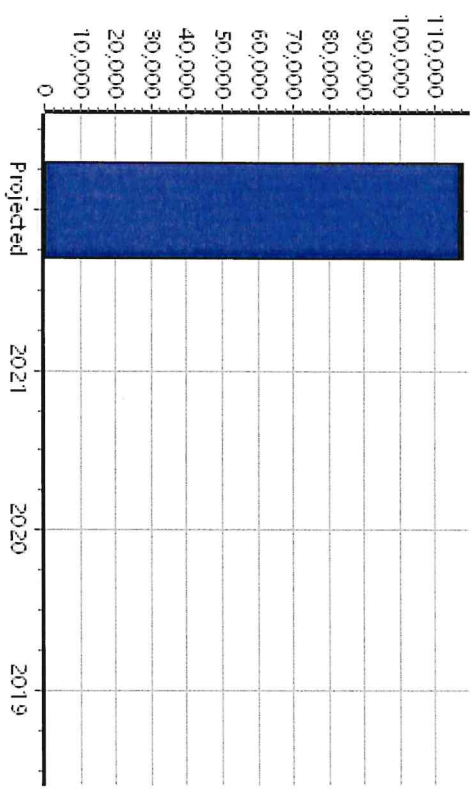


Real	Count	Value
Agricultural	0	0
Commercial	0	0
Residential	51	123,789
Total Real Value	51	123,789
Homestead	6	7,000
Veteran	0	0
Other	0	0
Total Exempt	7	7,000

TIF Increment Value		
Net Assessed		116,789
Net Assessed Under Protest		
Senior Freeze	1	10,411
Capped Parcels	33	20,230

Personal	Count	Value
Agricultural	0	0
Commercial	1	90
Mobile Home	1	937
Total Personal	2	1,027
Total Exempt	0	0
TIF Increment Value		
Net Assessed		1,027
Net Assessed Under Protest		
Public Service	Count	Value
Total PS Value	0	0
TIF Increment Value		
Net Assessed		0

District Totals	Count	Value
Total Gross Value		124,816
Homestead Loss		7,000
Other Exemption Loss		0
TIF Increment Value		
Retained TIF Value		
Net Assessed Value		117,816
Net Assessed Under Protest		

* Public Service Protest Values are not included on this report.



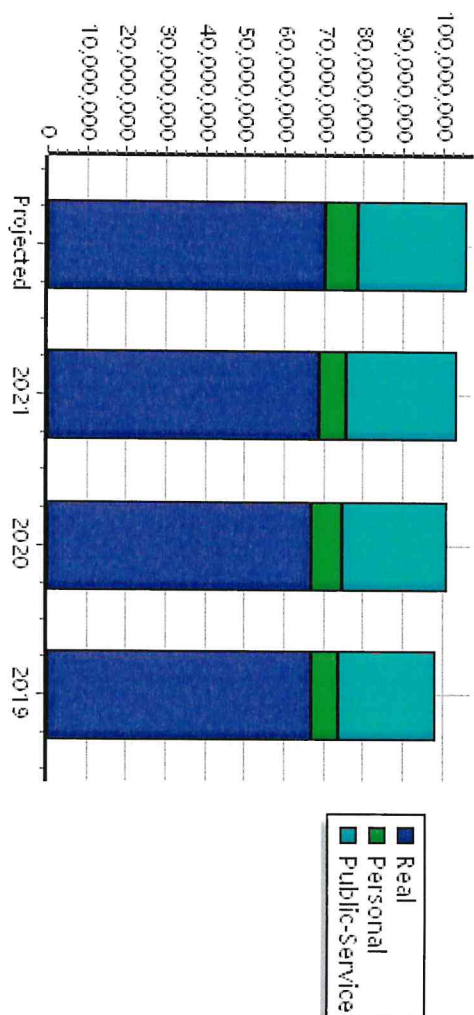
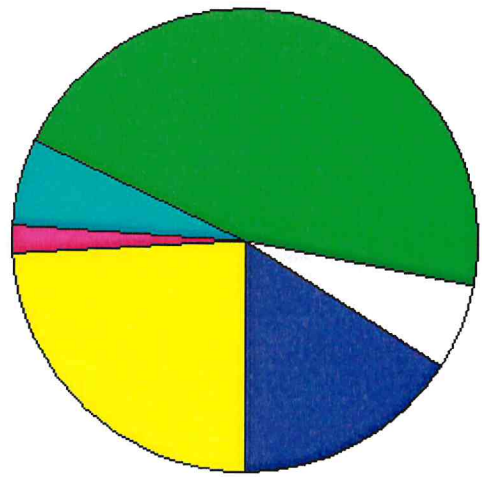
Real	Count	Value
Agricultural	3,674	16,767,919
Commercial	514	7,284,753
Residential	9,502	51,224,041
Total Real Value	13,690	75,276,713
Homestead	3,307	3,480,182
Veteran	126	1,536,380
Other	0	0
Total Exempt	3,629	5,016,562
TIF Increment Value		
Net Assessed		70,260,151
Net Assessed Under Protest		
Senior Freeze	535	1,269,500
Capped Parcels	5,346	12,617,604

Personal	Count	Value
Agricultural	734	1,334,335
Commercial	609	5,668,010
Mobile Home	433	1,021,763
Total Personal	1,776	8,024,108
Total Exempt	3	3,036
TIF Increment Value		
Net Assessed		8,021,072
Net Assessed Under Protest		
Public Service	Count	Value
Total PS Value	143	27,709,261
TIF Increment Value		
Net Assessed		27,709,261

District Totals	
Total Gross Value	111,010,082
Homestead Loss	3,480,182
Other Exemption Loss	1,539,416
TIF Increment Value	
Retained TIF Value	
Net Assessed Value	105,990,484

Net Assessed Under Protest

* Public Service Protests Values are not included on this report.



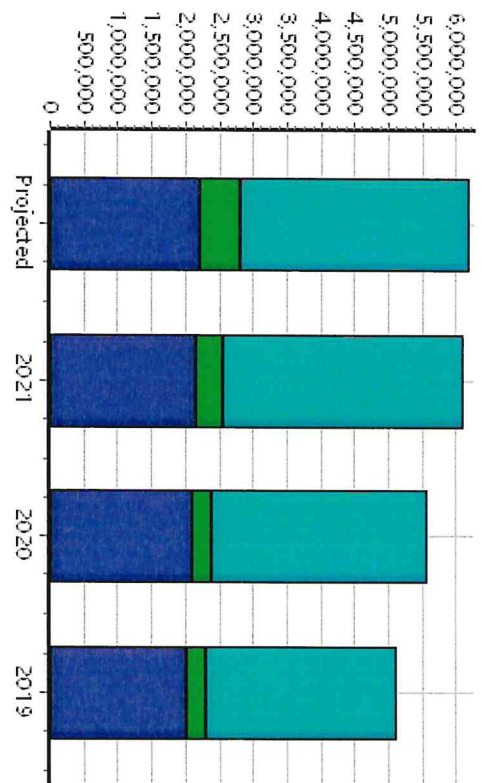
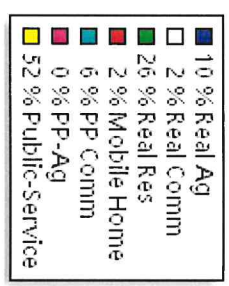
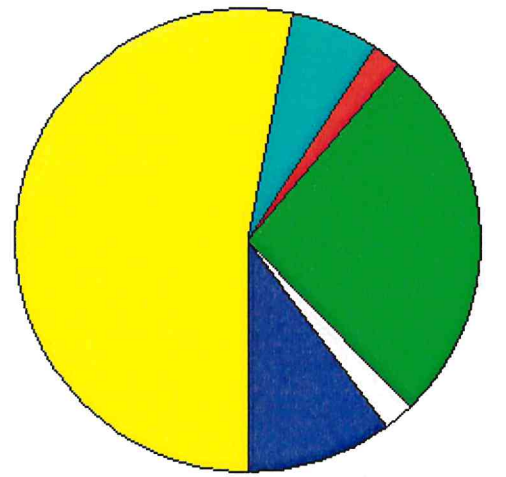
Real	Count	Value
Agricultural	106	642,611
Commercial	23	92,614
Residential	435	1,676,612
Total Real Value	564	2,411,837
Homestead	169	177,289
Veteran	4	32,028
Other	0	0
Total Exempt	183	209,317
TIF Increment Value		
Net Assessed		2,202,520
Net Assessed Under Protest		
Senior Freeze	22	58,071
Capped Parcels	283	500,163

Personal	Count	Value
Agricultural	49	61,460
Commercial	43	445,051
Mobile Home	41	97,693
Total Personal	133	604,204
Total Exempt	0	0
TIF Increment Value		
Net Assessed		604,204
Net Assessed Under Protest		
Public Service	Count	Value
Total PS Value	16	3,379,177
TIF Increment Value		
Net Assessed		3,379,177

District Totals	
Total Gross Value	6,395,218
Homestead Loss	177,289
Other Exemption Loss	32,028
TIF Increment Value	
Retained TIF Value	
Net Assessed Value	6,185,901

Net Assessed Under Protest

* Public Service Protests Values are not included on this report.

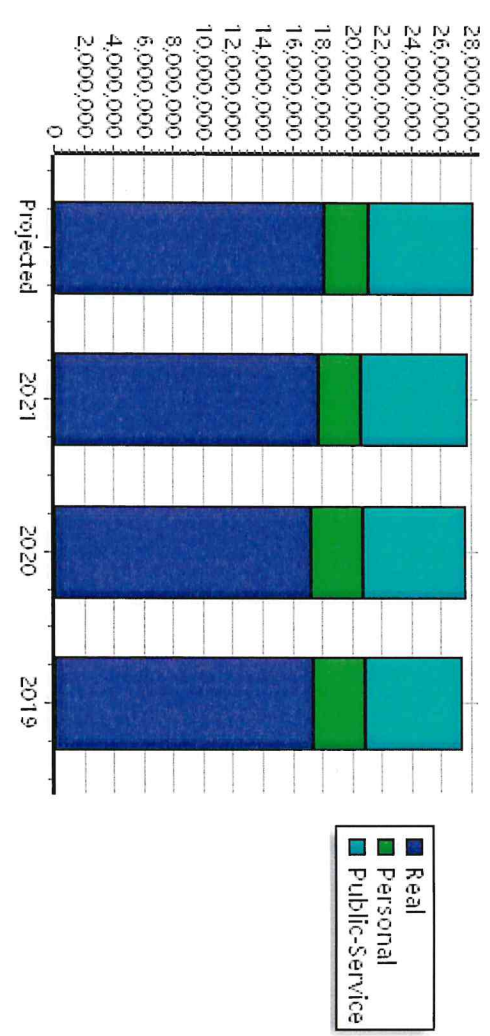
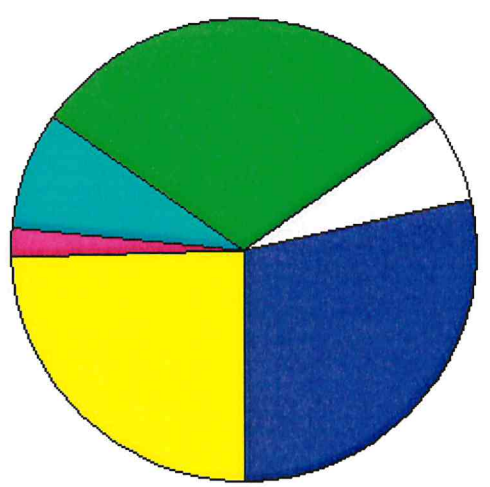


Real	Count	Value
Agricultural	1,864	8,368,640
Commercial	159	2,048,182
Residential	1,747	8,874,803
Total Real Value	3,770	19,291,625
Homestead	851	900,441
Veteran	28	328,221
Other	0	0
Total Exempt	934	1,228,662
TIF Increment Value		
Net Assessed		18,062,963
Net Assessed Under Protest		
Senior Freeze	123	269,188
Capped Parcels	1,262	3,200,498

Personal	Count	Value
Agricultural	303	659,579
Commercial	192	2,119,415
Mobile Home	75	183,058
Total Personal	570	2,962,052
Total Exempt	1	1,331
TIF Increment Value		
Net Assessed		2,960,721
Net Assessed Under Protest		
Public Service	Count	Value
Total PS Value	39	7,096,749
TIF Increment Value		
Net Assessed		7,096,749

District Totals	
Total Gross Value	29,350,426
Homestead Loss	900,441
Other Exemption Loss	329,552
TIF Increment Value	
Retained TIF Value	
Net Assessed Value	28,120,433
Net Assessed Under Protest	

* Public Service Protests Values are not included on this report.

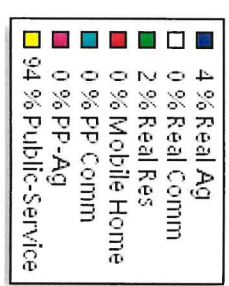

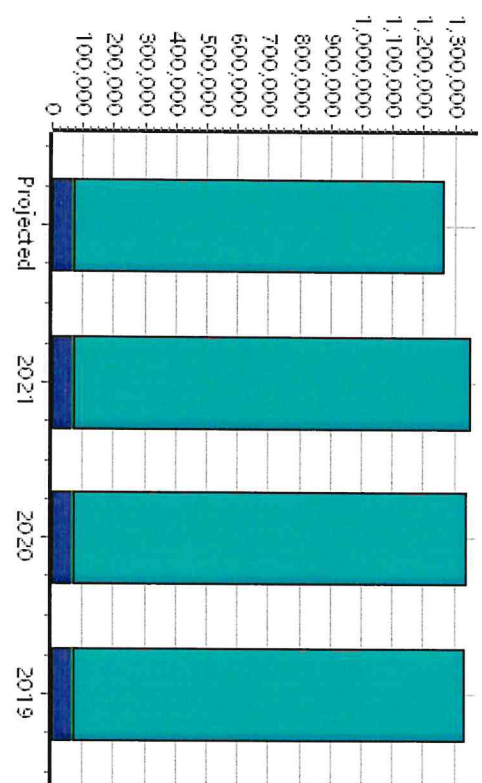



Real	Count	Value
Agricultural	33	58,016
Commercial	0	0
Residential	3	13,928
Total Real Value	36	71,944
Homestead	3	4,000
Veteran	0	0
Other	0	0
Total Exempt	4	4,000
TIF Increment Value		
Net Assessed		67,944
Net Assessed Under Protest		
Senior Freeze	1	10,250
Capped Parcels	23	48,285

Personal	Count	Value
Agricultural	3	1,643
Commercial	0	0
Mobile Home	0	0
Total Personal	3	1,643
Total Exempt	0	0
TIF Increment Value		
Net Assessed		1,643
Net Assessed Under Protest		
Public Service	Count	Value
Total PS Value	2	1,194,982
TIF Increment Value		
Net Assessed		1,194,982

District Totals	
Total Gross Value	1,268,569
Homestead Loss	4,000
Other Exemption Loss	0
TIF Increment Value	
Retained TIF Value	
Net Assessed Value	1,264,569
Net Assessed Under Protest	

* Public Service Protests Values are not included on this report.

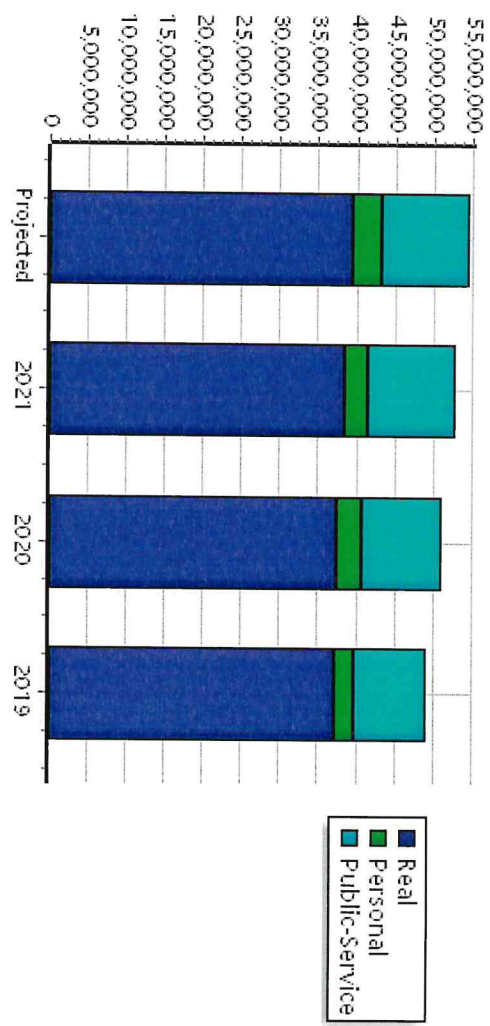
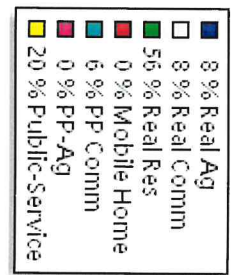
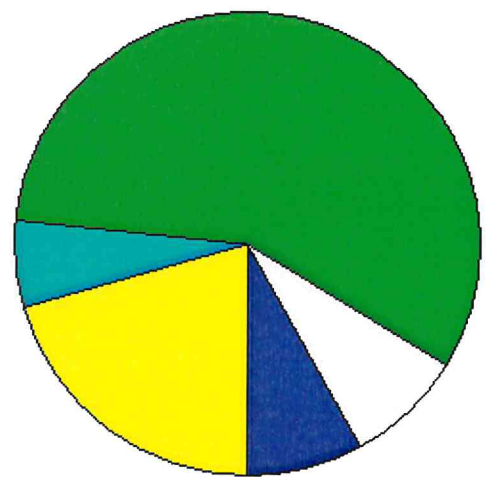


Real	Count	Value
Agricultural	912	5,072,132
Commercial	274	4,905,766
Residential	5,712	32,190,786
Total Real Value	6,898	42,168,684
Homestead	1,759	1,850,360
Veteran	74	952,150
Other	0	0
Total Exempt	1,936	2,802,510
TIF Increment Value		
Net Assessed		39,366,174
Net Assessed Under Protest		
Senior Freeze	301	675,071
Capped Parcels	2,882	7,487,076

Personal	Count	Value
Agricultural	272	390,907
Commercial	322	2,882,953
Mobile Home	216	509,291
Total Personal	810	3,783,151
Total Exempt	1	752
TIF Increment Value		
Net Assessed		3,782,399
Net Assessed Under Protest		
Public Service		
Total PS Value	44	11,421,133
TIF Increment Value		
Net Assessed		11,421,133

District Totals	Count	Value
Total Gross Value		57,372,968
Homestead Loss		1,850,360
Other Exemption Loss		952,902
TIF Increment Value		
Retained TIF Value		
Net Assessed Value		54,569,706
Net Assessed Under Protest		

* Public Service Protections Values are not included on this report.

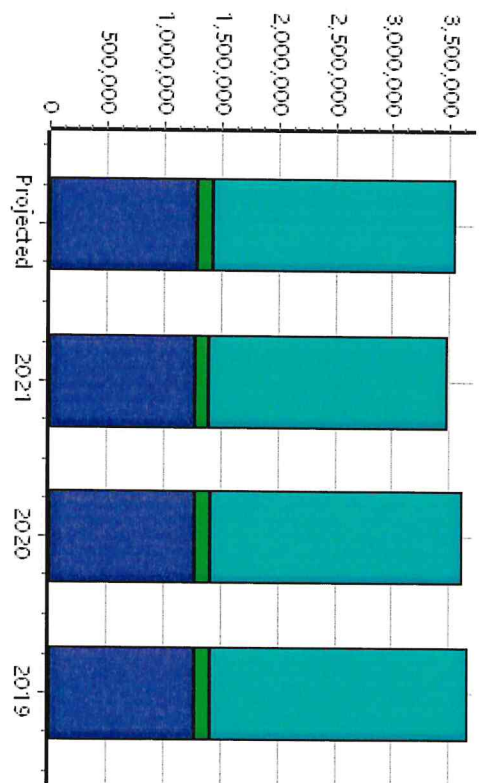
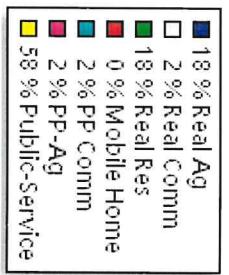
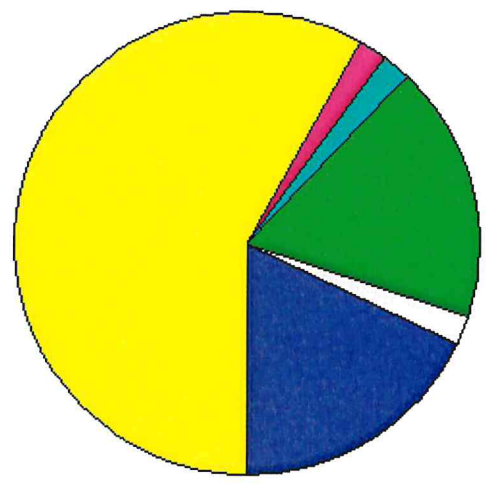


Real	Count	Value
Agricultural	182	637,530
Commercial	38	68,170
Residential	316	663,297
Total Real Value	536	1,368,997
Homestead	82	84,048
Veteran	1	2,320
Other	0	0
Total Exempt	86	86,368
TIF Increment Value		
Net Assessed		1,282,629
Net Assessed Under Protest		
Senior Freeze	9	13,841
Capped Parcels	263	343,034

Personal	Count	Value
Agricultural	28	53,599
Commercial	13	59,157
Mobile Home	6	31,366
Total Personal	47	144,122
Total Exempt	0	0
TIF Increment Value		
Net Assessed		144,122
Net Assessed Under Protest		
Public Service	Count	Value
Total PS Value	15	2,124,658
TIF Increment Value		
Net Assessed		2,124,658

District Totals		
Total Gross Value		3,637,777
Homestead Loss		84,048
Other Exemption Loss		2,320
TIF Increment Value		
Retained TIF Value		
Net Assessed Value		3,551,409
Net Assessed Under Protest		

* Public Service Protests Values are not included on this report.

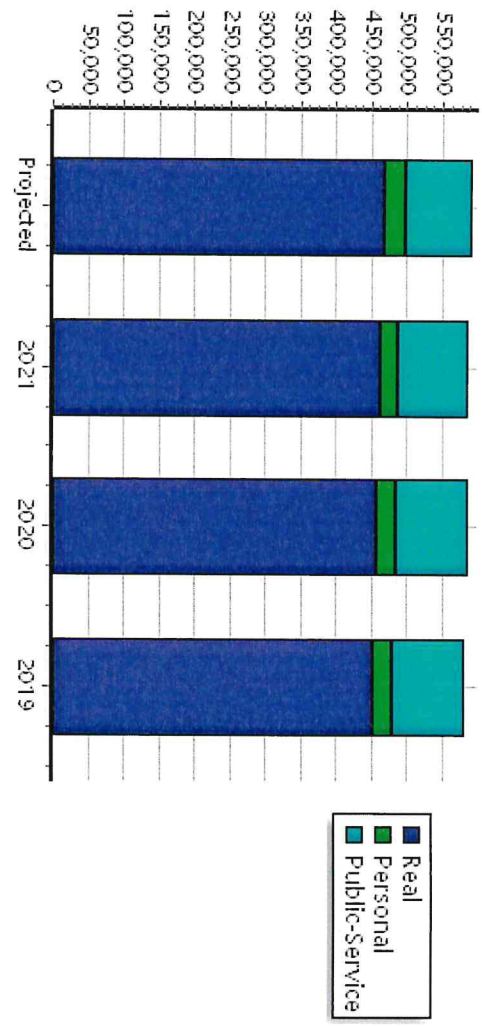
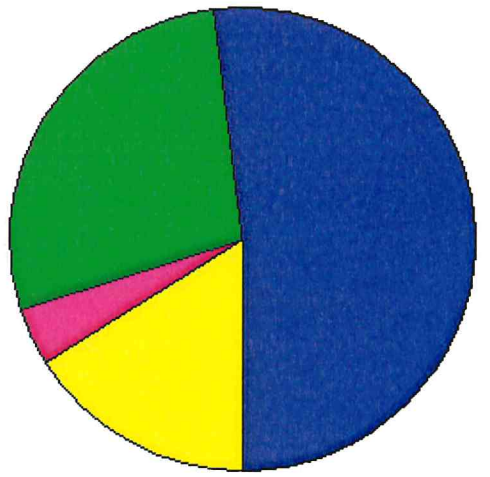


Real	Count	Value
Agricultural	66	324,881
Commercial	0	0
Residential	25	176,998
Total Real Value	91	501,879
Homestead	31	34,000
Veteran	0	0
Other	0	0
Total Exempt	34	34,000
TIF Increment Value		
Net Assessed		467,879
Net Assessed Under Protest		
Senior Freeze	5	13,462
Capped Parcels	17	23,903

Personal	Count	Value
Agricultural	14	26,077
Commercial	3	502
Mobile Home	2	1,188
Total Personal	19	27,767
Total Exempt	0	0
TIF Increment Value		
Net Assessed		27,767
Net Assessed Under Protest		
Public Service		
Total PS Value	3	95,519
TIF Increment Value		
Net Assessed		95,519

District Totals	Count	Value
Total Gross Value		625,165
Homestead Loss		34,000
Other Exemption Loss		0
TIF Increment Value		
Retained TIF Value		
Net Assessed Value		591,165
Net Assessed Under Protest		

* Public Service Protests Values are not included on this report.

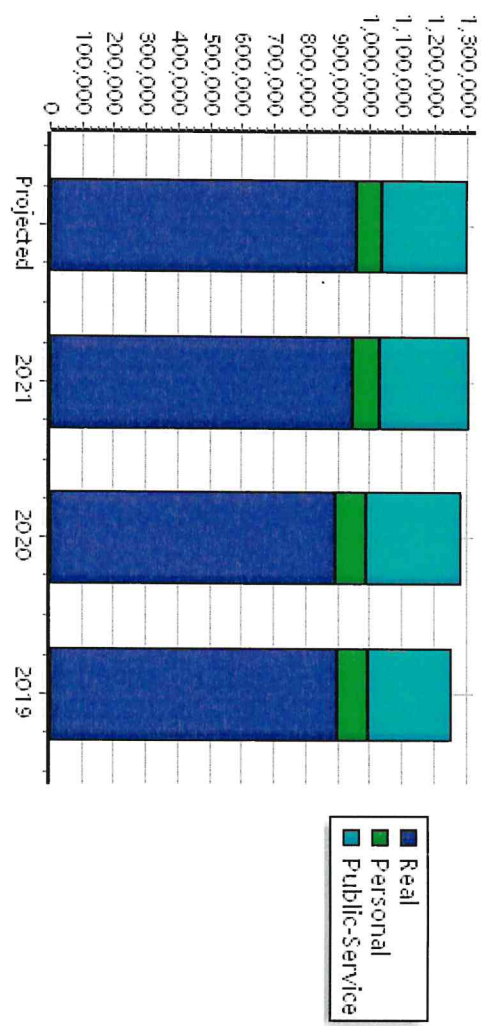

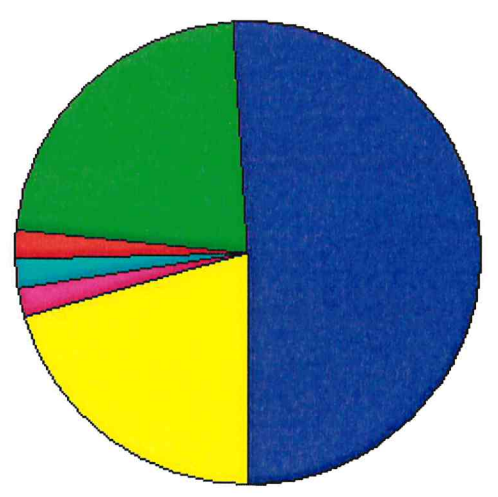


Real	Count	Value
Agricultural	211	682,060
Commercial	3	7,908
Residential	73	305,834
Total Real Value	287	995,802
Homestead	40	41,000
Veteran	0	0
Other	0	0
Total Exempt	41	41,000
TIF Increment Value		
Net Assessed		954,802
Net Assessed Under Protest		
Senior Freeze	4	13,237
Capped Parcels	52	110,689

Personal	Count	Value
Agricultural	26	30,613
Commercial	3	24,943
Mobile Home	9	23,563
Total Personal	38	79,119
Total Exempt	0	0
TIF Increment Value		
Net Assessed		79,119
Net Assessed Under Protest		
Public Service	Count	Value
Total PS Value	11	270,323
TIF Increment Value		
Net Assessed		270,323

District Totals	Count	Value
Total Gross Value		1,345,244
Homestead Loss		41,000
Other Exemption Loss		0
TIF Increment Value		
Retained TIF Value		
Net Assessed Value		1,304,244

Net Assessed Under Protest
 * Public Service Protests Values are not included on this report.



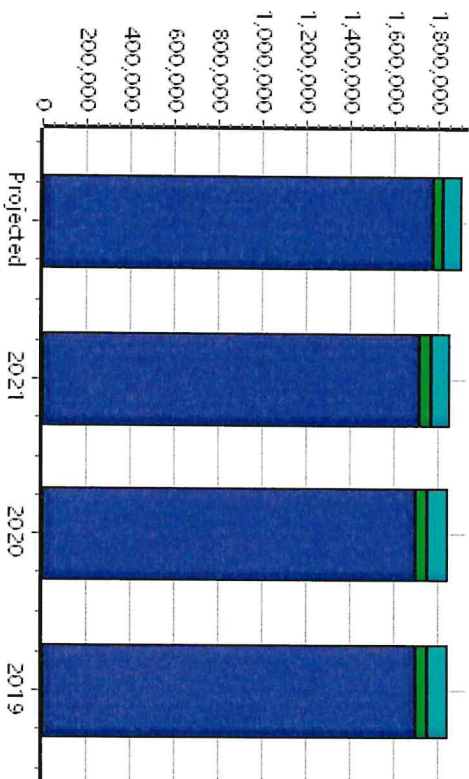
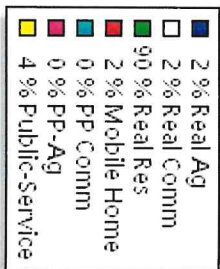

Real	Count	Value
Agricultural	3	23,420
Commercial	3	51,903
Residential	297	1,831,554
Total Real Value	303	1,906,877
Homestead	83	87,000
Veteran	5	51,275
Other	0	0
Total Exempt	92	138,275
TIF Increment Value		
Net Assessed		1,768,602
Net Assessed Under Protest		
Senior Freeze	15	71,657
Capped Parcels	180	262,753

Personal	Count	Value
Agricultural	2	2,779
Commercial	7	6,788
Mobile Home	27	38,198
Total Personal	36	47,765
Total Exempt	0	0
TIF Increment Value		
Net Assessed		47,765
Net Assessed Under Protest		
Public Service	Count	Value
Total PS Value	4	86,647
TIF Increment Value		
Net Assessed		86,647

District Totals	Value
Total Gross Value	2,041,289
Homestead Loss	87,000
Other Exemption Loss	51,275
TIF Increment Value	
Retained TIF Value	
Net Assessed Value	1,903,014

Net Assessed Under Protest

* Public Service Protests Values are not included on this report.



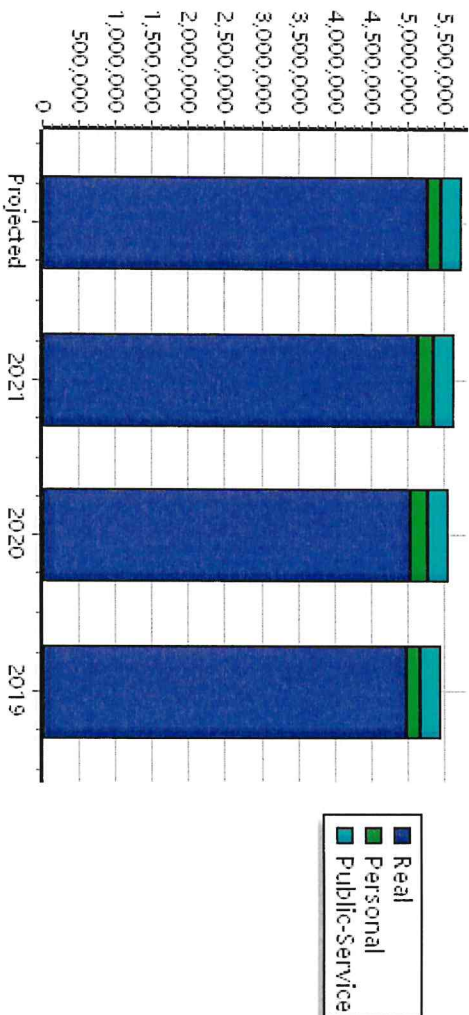
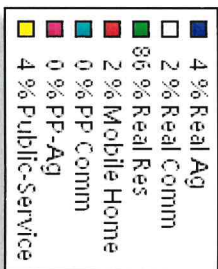

Real	Count	Value
Agricultural	38	254,671
Commercial	13	102,575
Residential	877	5,320,707
Total Real Value	928	5,677,953
Homestead	268	281,044
Veteran	13	137,210
Other	0	0
Total Exempt	297	418,254
TIF Increment Value		
Net Assessed		5,259,699
Net Assessed Under Protest		
Senior Freeze	52	142,869
Capped Parcels	333	542,771

Personal	Count	Value
Agricultural	20	23,731
Commercial	23	39,805
Mobile Home	52	126,897
Total Personal	95	190,433
Total Exempt	1	953
TIF Increment Value		
Net Assessed		189,480
Net Assessed Under Protest		
Public Service	Count	Value
Total PS Value	4	284,106
TIF Increment Value		
Net Assessed		284,106

District Totals	
Total Gross Value	6,152,492
Homestead Loss	281,044
Other Exemption Loss	138,163
TIF Increment Value	
Retained TIF Value	
Net Assessed Value	5,733,285

Net Assessed Under Protest

* Public Service Protests Values are not included on this report.



Real	Count	Value
Agricultural	259	703,958
Commercial	1	7,635
Residential	17	169,522
Total Real Value	277	881,115
Homestead	21	21,000
Veteran	1	33,176
Other	0	0
Total Exempt	22	54,176
TIF Increment Value		
Net Assessed		826,939
Net Assessed Under Protest		
Senior Freeze	3	1,854
Capped Parcels	51	98,432

Personal	Count	Value
Agricultural	17	83,947
Commercial	3	89,396
Mobile Home	5	10,509
Total Personal	25	183,852
Total Exempt	0	0
TIF Increment Value		
Net Assessed		183,852
Net Assessed Under Protest		
Public Service	Count	Value
Total PS Value	5	1,755,967
TIF Increment Value		
Net Assessed		1,755,967

District Totals	Count	Value
Total Gross Value		2,820,934
Homestead Loss		21,000
Other Exemption Loss		33,176
TIF Increment Value		
Retained TIF Value		
Net Assessed Value		2,766,758

Net Assessed Under Protest
 * Public Service Protests Values are not included on this report.

